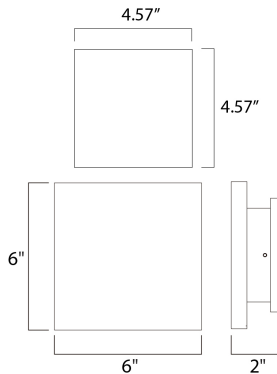




PRODUCT DESCRIPTION






MEASUREMENTS

DIMENSION : 6" W x 6" H x 2" Ext
 BACK PLATE : 4.57" W x 4.57" H x 3" HCO
 HANGING WEIGHT : 2.33 lb

LAMPING

INPUT VOLTAGE : 120V
 LUMENS : 720 Rated (490 Del.)
 BULB : 1 x 10W LED PCB Integrated , 10W Total
 BULB INCLUDED : (Integrated)
 DIMMABLE : ELV Or Triac CL
 CRI : 80+ CRI
 COLOR_TEMP : 3000K
 LIGHTING_DIRECTION : Indirect

FINISHES OPTION

-  Black
-  Satin Aluminum
-  White

MATERIAL

Aluminum

RATINGS

cETLus
 Wet Location
 For Outdoor
 ADA



ADDITIONAL

INSTALL UP/DOWN: Any
 RATED LIFE 50000 Hours
 OPERATING TEMPERATURE:
 -20°C (-4°F), 40°C (104°F)

PHOTOMETRIC: Report Found Online

Always consult a qualified electrician before installing any lighting product.



WESTERN DISTRIBUTION CENTER (HEADQUARTER)
 253 NORTH VINELAND AVE | CITY OF INDUSTRY, CA 91746
EASTERN DISTRIBUTION CENTER
 4200 SHIRLEY DR. | ATLANTA, GA 30336
 P. 626.956.4200 | F. 626.956.4225 | et2online.com