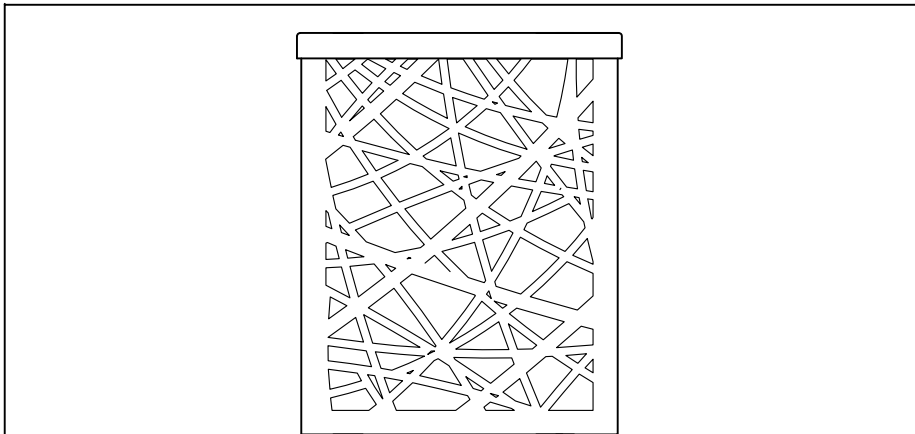




PRODUCT NAME: Inca  
ITEM NUMBER: E21333-61

Please consult your electrician for hanging fixture and wiring.



This fixture is designed to dim with an Electronic Low Voltage dimmer. Dimming levels will vary by dimmer. Below is a List of Recommended Dimmers:  
Lutron DVELV-330P  
Lutron MAELV-600M  
Lutron SAELV-153P  
Leviton IPL06-10Z  
Leviton 6674-POW  
Legrand Tru-Universal ADTP703TUV4  
Due to inrush current wattage should not exceed 150 watts of product for a 600 watt dimmer.

**WARNING:** To prevent water intrusion, caulk around back-plate where fixture meets the wall using outdoor silicone sealant.


2 X 5W LED 3000K DIMMABLE

MADE IN CHINA  
Page 1 of (2)

**IMPORTANT:** Turn off the power at the main fuse or circuit breaker box before starting installation



Bracket (A)

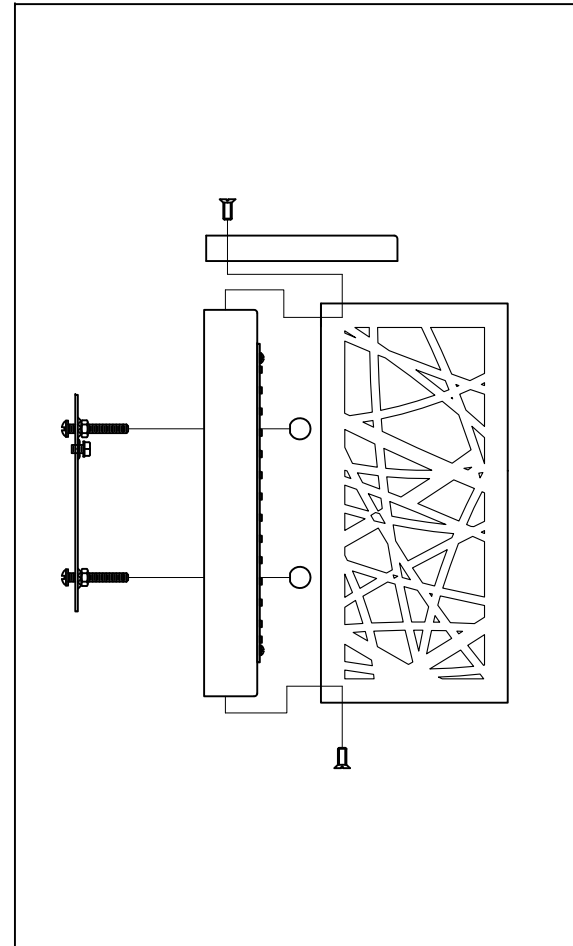


CUP(B)

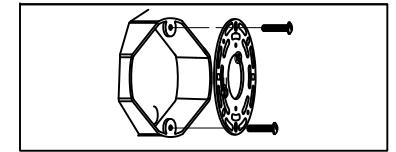


Screws(C)

Locate all hardware & components before discarding packaging

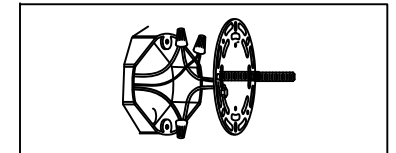


1.)



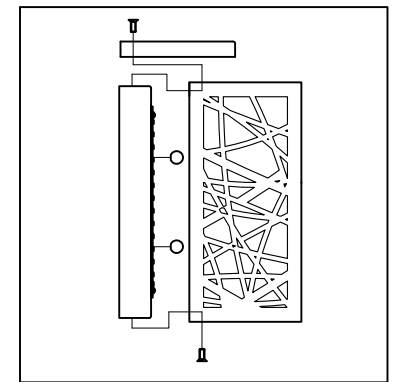
Step 1: Remove mounting bracket from fixture and install it to electrical box.

2.)



Step 2: Wire fixture to wires in outlet box. Green wire is for ground.

3.)



Step 3: Install fixture to back-plate and tighten worm screws so that fixture meets the wall.

**Cleaning & Care:**  
Clean with soft cloth and a mild detergent.  
Do not use abrasive cleaner.

Step 4: Caulk around edge of backplate with silicone sealant leave a small gap at the bottom to allow moisture to escape.

Page 2 of (2)