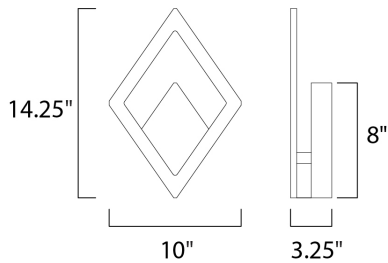


PRODUCT DESCRIPTION






MEASUREMENTS

DIMENSION : 13.5" W x 19.25" H x 3.25" Ext
 BACK PLATE : 5.75" W x 8" H x 14" HCO
 HANGING WEIGHT : 11 lb

LAMPING

INPUT VOLTAGE : V
 LUMENS : 1,750 Rated (1,370 Del.)
 BULB : 1 x 25W LED PCB Integrated , 25W Total
 BULB INCLUDED : (Integrated)
 DIMMABLE : Electronic Low Voltage (ELV)
 CRI : 90+ CRI
 COLOR_TEMP : 3000K
 LIGHTING_DIRECTION : Indirect

FINISHES OPTION

-  Bronze
-  Satin Aluminum
-  White

MATERIAL

Aluminum

ADDITIONAL

INSTALL UP/DOWN: Up/Down
 OPERATING TEMPERATURE:
 -20°C (-4°F), 40°C (104°F)

Always consult a qualified electrician before installing any lighting product.



Contemporary
 Lighting™

WESTERN DISTRIBUTION CENTER (HEADQUARTER)
 253 NORTH VINELAND AVE | CITY OF INDUSTRY, CA 91746

EASTERN DISTRIBUTION CENTER
 4200 SHIRLEY DR. | ATLANTA, GA 30336

P. 626.956.4200 | F. 626.956.4225 | et2online.com